

1512 S BATAVIA AVENUE  
GENEVA, IL 60134  
630-232-0104

An ALION Technical Center

RIVERBANK.ALIONSCIENCE.COM

FOUNDED 1918 BY  
WALLACE CLEMENT SABINE

## Test Report

SPONSOR: **Frasch**  
Arlington, TX

CONDUCTED: 2021-07-21

ON: Stratawood panels (Modified Type D-50 mounting)

Sound Absorption  
**RAL™-A21-420**

Page 1 of 9

### TEST METHODOLOGY

Riverbank Acoustical Laboratories™ is accredited by the U.S. Department of Commerce, National Institute of Standards and Technology (NIST) under the National Voluntary Laboratory Accreditation Program (NVLAP) as an ISO 17025:2017 Laboratory (NVLAP Lab Code: 100227-0) and for this test procedure. The test reported in this document conformed explicitly with ASTM C423-17: "Standard Test Method for Sound Absorption and Sound Absorption Coefficients by the Reverberation Room Method." The specimen mounting was performed according to ASTM E795-16: "Standard Practices for Mounting Test Specimens During Sound Absorption Tests," except for modifications detailed in the Mounting Method section on Page 2. A description of the measurement procedure and room specifications are available upon request. The results presented in this report apply to the sample as received from the test sponsor.

### INFORMATION PROVIDED BY SPONSOR

The test specimen was designated by the sponsor as Stratawood panels (Modified Type D-50 mounting). The following nominal product information was provided by the sponsor prior to testing. The accuracy of such sponsor-provided information can affect the validity of the test results.

#### Product Under Test

Trade Name: Stratawood  
Thickness: 22 mm (0.866 in.)  
Manufacturer: Frasch

### SPECIMEN MEASUREMENTS & TEST CONDITIONS

Through a full external visual inspection performed on the test specimen, Riverbank personnel verified the following information:

#### Test Specimen

Materials: Medium density fiberboard slats with wood veneer facing  
Spaced slats fastened over semirigid felt paneling  
Dimensions: 5 panels @ 603 mm (23.75 in.) by 2442 mm (96.125 in.)  
Slats, 15 per panel @ 25 mm (0.984 in.) wide, spaced 40 mm (1.575 in.) on centers  
Thickness: Slats @ 12.75 mm (0.502 in.)  
Felt @ 9.37 mm (0.369 in.)  
Overall Weight: 56.93 kg (125.5 lbs)  
Installation: Slats exposed to sound field  
5 mm (0.197 in.) wide overlap at joints, slat spacing preserved panel to panel

1512 S BATAVIA AVENUE  
GENEVA, IL 60134  
630-232-0104

An ALION Technical Center

RIVERBANK.ALIONSCIENCE.COM

FOUNDED 1918 BY  
WALLACE CLEMENT SABINE

## Test Report

Frasch  
2021-07-21

**RAL™-A21-420**

Page 2 of 9

### Overall Specimen Properties

Size: 2.99 m (117.75 in) wide by 2.44 m (96.125 in) long  
Thickness: 0.02 m (0.871 in)  
Weight: 56.93 kg (125.5 lbs)  
Mass per Unit Area: 7.8 kg/m<sup>2</sup> (1.6 lbs/ft<sup>2</sup>)  
Calculation Area: 7.302 m<sup>2</sup> (78.6 ft<sup>2</sup>)

### Test Environment

Room Volume: 291.98 m<sup>3</sup>  
Temperature: 21.9 °C ± 0.1 °C (Requirement: ≥ 10 °C and ≤ 5 °C change)  
Relative Humidity: 64.55 % ± 2.3 % (Requirement: ≥ 40 % and ≤ 5 % change)  
Barometric Pressure: 99.4 kPa (Requirement not defined)

### MOUNTING METHOD

Modified Type D-50 Mounting: The test specimen was laid over an evenly spaced array of 50.8 mm (2 in.) thick wooden furring strips provided by the test sponsor. Additional furring strips placed perpendicular to the ends of the spaced array served to enclose the resulting air space between the test specimen and the horizontal test surface. The furring strips were spaced 610 mm (24 in.) on centers. The numeral suffix in the mounting designation is defined in ASTM E795-16 as the thickness of the furring strips in millimeters, rounded to the nearest integer multiple of 5. Perimeter edges were additionally sealed with tape.

*Note: This specimen mounting differs from Type D mounting described in ASTM E795-16 Section 9 in that the furring strip spacing used in the test differs from the spacing of 300 mm (12 in.) on centers specified in Section 9.1.*

1512 S BATAVIA AVENUE  
GENEVA, IL 60134  
630-232-0104

An ALION Technical Center

RIVERBANK.ALIONSCIENCE.COM

FOUNDED 1918 BY  
WALLACE CLEMENT SABINE

## Test Report

Frasch  
2021-07-21

**RAL™-A21-420**

Page 3 of 9




Figure 1 – Specimen mounted in test chamber



Figure 2 – Detail of specimen materials, as installed over furring strips

1512 S BATAVIA AVENUE  
GENEVA, IL 60134  
630-232-0104

An ALION Technical Center

RIVERBANK.ALIONSCIENCE.COM

FOUNDED 1918 BY  
WALLACE CLEMENT SABINE

## Test Report

Frasch  
2021-07-21

**RAL™-A21-420**

Page 4 of 9



Figure 3 – Individual specimen panel, face exposed to sound field



Figure 4 – Individual specimen panel, face oriented toward horizontal test surface

1512 S BATAVIA AVENUE  
GENEVA, IL 60134  
630-232-0104

An ALION Technical Center

RIVERBANK.ALIONSCIENCE.COM

## Test Report

FOUNDED 1918 BY  
WALLACE CLEMENT SABINE

Frasch  
2021-07-21

**RAL™-A21-420**

Page 5 of 9

### TEST RESULTS

Specimen total absorption and absorption coefficient are tabulated at the eighteen standard frequencies. A graphic presentation of the data and additional information appear on the following pages.

#### 1/3 Octave Center

Frequency (Hz)	Total Absorption (m <sup>2</sup> )	Total Absorption (Sabins)	Absorption Coefficient
100	1.27	13.68	0.17
** 125	1.23	13.24	0.17
160	1.50	16.10	0.20
200	2.31	24.89	0.32
** 250	2.82	30.38	0.39
315	4.00	43.08	0.55
400	4.70	50.62	0.64
** 500	6.37	68.54	0.87
630	7.30	78.63	1.00
800	7.98	85.90	1.09
** 1000	8.04	86.53	1.10
1250	7.18	77.31	0.98
1600	6.75	72.69	0.92
** 2000	5.93	63.86	0.81
2500	5.47	58.91	0.75
3150	6.03	64.89	0.83
** 4000	6.15	66.16	0.84
5000	5.83	62.76	0.80

**SAA = 0.79**

**NRC = 0.80**

1512 S BATAVIA AVENUE  
GENEVA, IL 60134  
630-232-0104

An ALION Technical Center

RIVERBANK.ALIONSCIENCE.COM

FOUNDED 1918 BY  
WALLACE CLEMENT SABINE

## Test Report

Frasch  
2021-07-21

**RAL™-A21-420**


Page 6 of 9

### TEST RESULTS (continued)

The sound absorption average (SAA) is defined in ASTM C423-17 Section 3.1.1 as the arithmetic average of the sound absorption coefficients of a material for the twelve one-third octave bands from 200 Hz through 2500 Hz, inclusive, rounded to the nearest integer multiple of 0.01.

The noise reduction coefficient (NRC) is defined from previous versions of ASTM C423 as the arithmetic average of the sound absorption coefficients at 250 Hz, 500 Hz, 1000 Hz, and 2000 Hz, rounded to the nearest integer multiple of 0.05.


Tested by

  
Marc Sciaky  
Senior Experimentalist

Report by

  
Malcolm Kelly  
Acoustical Test Engineer

Approved by

  
Eric P. Wolfram  
Laboratory Manager

1512 S BATAVIA AVENUE  
GENEVA, IL 60134  
630-232-0104

An ALION Technical Center

RIVERBANK.ALIONSCIENCE.COM

FOUNDED 1918 BY  
WALLACE CLEMENT SABINE

## Test Report

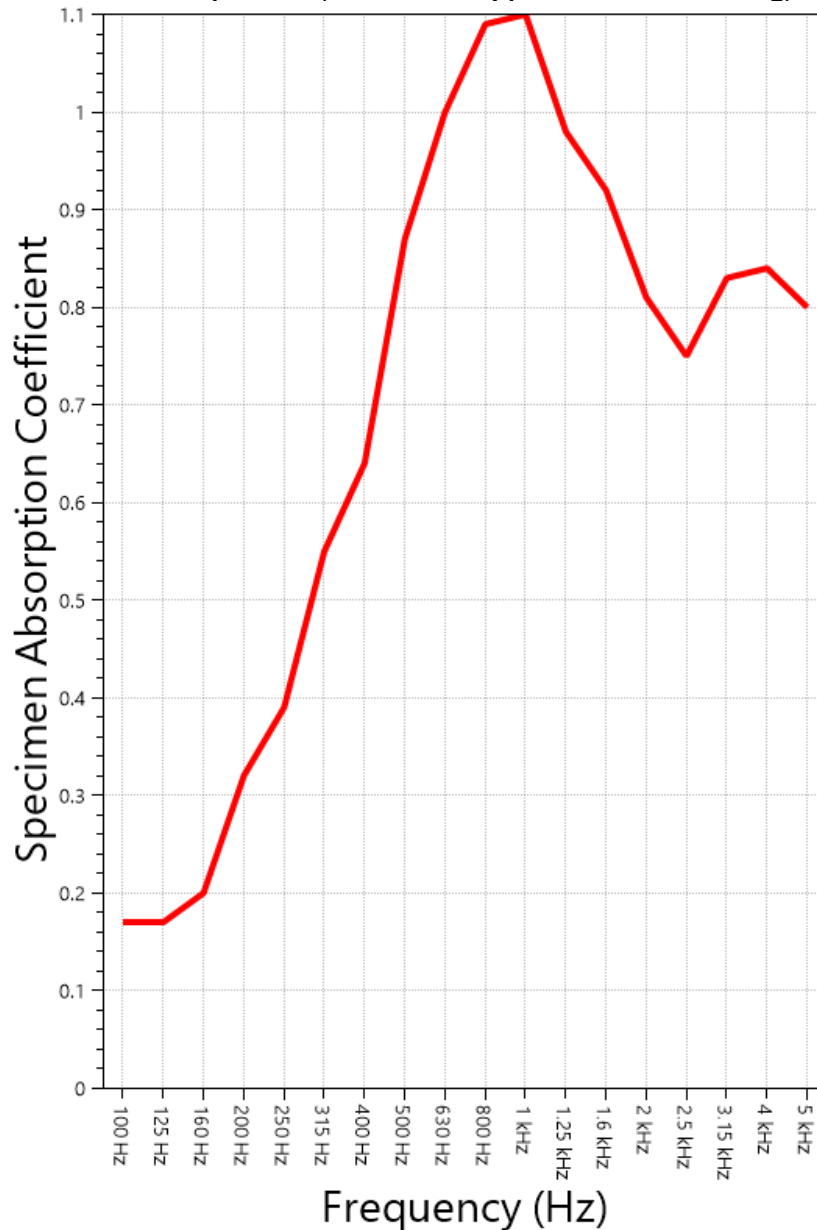
Frasch  
2021-07-21

**RAL™-A21-420**

Page 7 of 9

### SOUND ABSORPTION REPORT

Stratawood panels (Modified Type D-50 mounting)



**SAA = 0.79**

**NRC = 0.80**

1512 S BATAVIA AVENUE  
GENEVA, IL 60134  
630-232-0104

An ALION Technical Center

RIVERBANK.ALIONSCIENCE.COM

## Test Report

FOUNDED 1918 BY  
WALLACE CLEMENT SABINE

Frasch  
2021-07-21

**RAL™-A21-420**

Page 8 of 9

### **APPENDIX A: Extended Frequency Range Data**

Specimen: Stratawood panels (Modified Type D-50 mounting) (See Full Report)

*The following non-accredited data were obtained in accordance with ASTM C423-17, but extend beyond the defined frequency range of 100Hz to 5,000Hz. These unofficial results are representative of the RAL test environment only and intended for research & comparison purposes.*

1/3 Octave Band Center Frequency (Hz)	Total Absorption (Sabins)	Absorption Coefficient
31.5	1.13	0.01
40	-1.79	-0.02
50	2.85	0.04
63	8.99	0.11
80	8.89	0.11
100	13.68	0.17
125	13.24	0.17
160	16.10	0.20
200	24.89	0.32
250	30.38	0.39
315	43.08	0.55
400	50.62	0.64
500	68.54	0.87
630	78.63	1.00
800	85.90	1.09
1000	86.53	1.10
1250	77.31	0.98
1600	72.69	0.92
2000	63.86	0.81
2500	58.91	0.75
3150	64.89	0.83
4000	66.16	0.84
5000	62.76	0.80
6300	58.59	0.75
8000	48.19	0.61
10000	40.21	0.51
12500	41.56	0.53

1512 S BATAVIA AVENUE  
GENEVA, IL 60134  
630-232-0104

An ALION Technical Center

RIVERBANK.ALIONSCIENCE.COM

FOUNDED 1918 BY  
WALLACE CLEMENT SABINE

## Test Report

Frasch  
2021-07-21

**RAL™-A21-420**

Page 9 of 9

### **APPENDIX B: Instruments of Traceability**

Specimen: Stratawood panels (Modified Type D-50 mounting) (See Full Report)

<b><u>Description</u></b>	<b><u>Model</u></b>	<b><u>Serial Number</u></b>	<b><u>Date of Certification</u></b>	<b><u>Calibration Due</u></b>
System 1	Type 3160-A-042	3160- 106968	2021-07-01	2022-07-01
Bruel & Kjaer Mic And Preamp A	Type 4943-B-001	2311428	2020-09-30	2021-09-30
Bruel & Kjaer Pistonphone	Type 4228	2781248	2020-08-12	2021-08-12
EXTECH Hygro 639	SD700	A.103639	2020-12-18	2021-12-18

### **APPENDIX C: Revisions to Original Test Report**

Specimen: Stratawood panels (Modified Type D-50 mounting) (See Full Report)

<b><u>Date</u></b>	<b><u>Revision</u></b>
2021-07-23	Original report issued

---

END